

Human IL-18 Protein

Cat. No. IL1-HE018

Description

Source	Recombinant Human IL-18 Protein is expressed from E.coli without tag. It contains Tyr37-Asp193.
Accession	Q14116
Molecular Weight	The protein has a predicted MW of 18.2 kDa same as Bis-Tris PAGE result.
Endotoxin	Less than 0.1 EU per µg by the LAL method.
Purity	> 95% as determined by Bis-Tris PAGE > 95% as determined by HPLC

Formulation and Storage

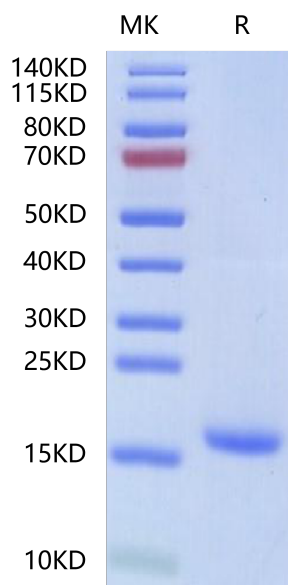
Formulation	Lyophilized from 0.22µm filtered solution in 20mM PB, 250mM NaCl, 50mM L-arginine (pH 7.4). Normally 8% trehalose is added as protectant before lyophilization.
Reconstitution	Centrifuge the tube before opening. Reconstituting to a concentration more than 100 µg/ml is recommended. Dissolve the lyophilized protein in distilled water.
Storage	-20 to -80°C for 12 months as supplied from date of receipt. -80°C for 3 months after reconstitution. Recommend to aliquot the protein into smaller quantities for optimal storage. Please minimize freeze-thaw cycles.

Background

Interleukin (IL)-18 was originally discovered as a factor that enhanced IFN-γ production from anti-CD3-stimulated Th1 cells, especially in the presence of IL-12. Upon stimulation with Ag plus IL-12, naïve T cells develop into IL-18 receptor (IL-18R) expressing Th1 cells, which increase IFN-γ production in response to IL-18 stimulation.

Assay Data

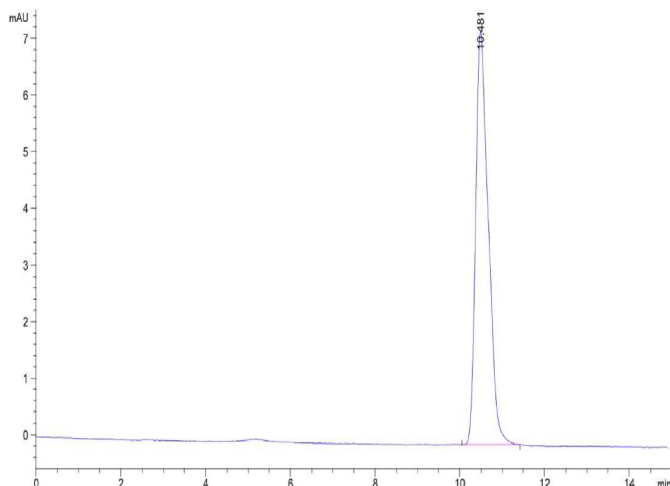
Bis-Tris PAGE



Human IL-18 on Bis-Tris PAGE under reduced condition. The purity is greater than 95%.

SEC-HPLC

Assay Data

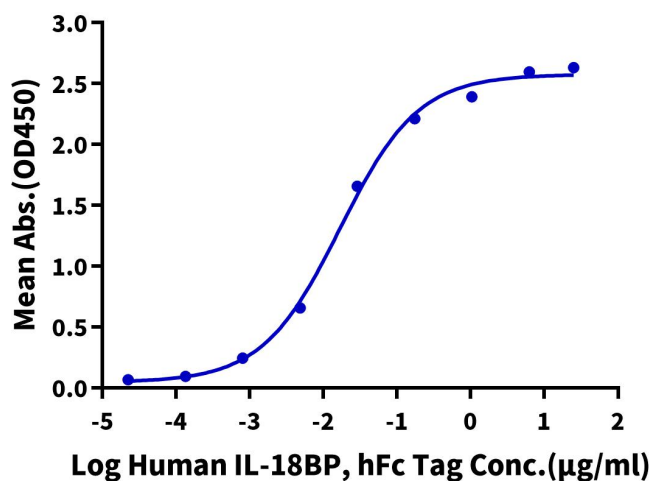


The purity of Human IL-18 is greater than 95% as determined by SEC-HPLC.

ELISA Data

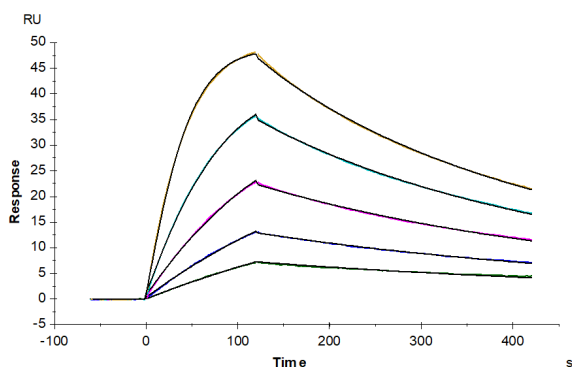
Human IL-18, No Tag ELISA

0.5µg Human IL-18, No Tag Per Well



Immobilized Human IL-18 at 5µg/ml (100µl/Well) on the plate. Dose response curve for Human IL-18BP, hFc Tag with the EC50 of 16.9ng/ml determined by ELISA (QC Test).

SPR Data

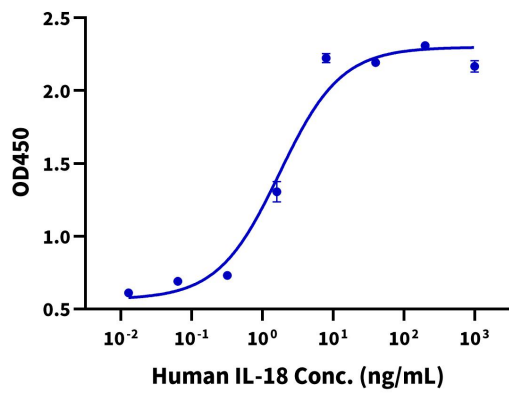


Human IL-18 R1, His Tag captured on CM5 Chip via anti-his antibody can bind Human IL-18, No Tag with an affinity constant of 2.38 nM as determined in SPR assay (Biacore T200).

Cell Based Assay

Assay Data

Recombinant Human IL-18 Bioactivity



Measured by its ability to induce Interferon gamma secretion by human natural killer lymphoma NK-92 cells. The ED50 for this effect is 1-5 ng/mL (QC Test).